



(MAC : Illustrator CS5 screen shots shown)

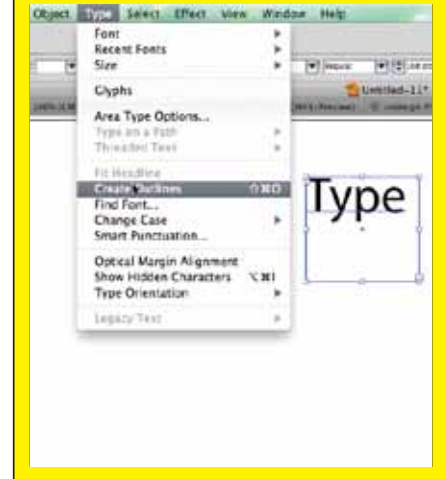
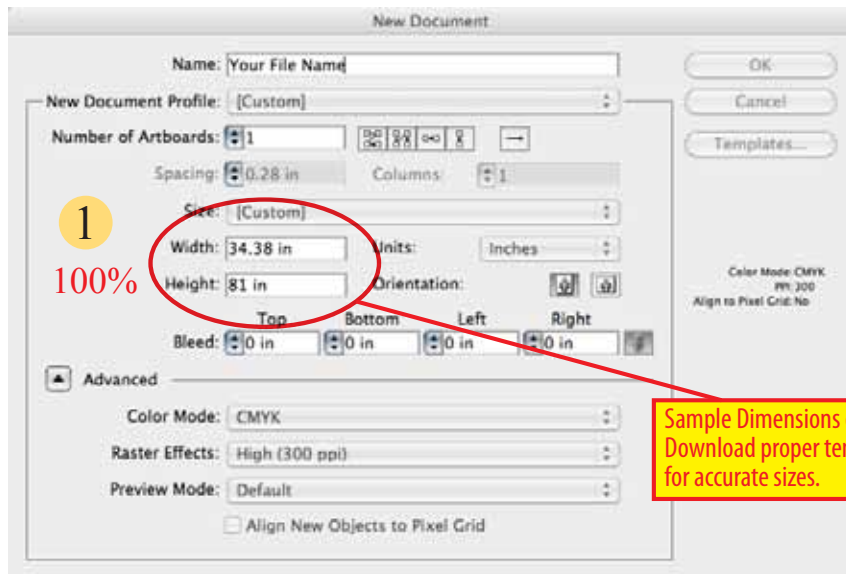
# Adobe Illustrator print-ready file requirements

Pricing for all Illustrator graphics is based on us receiving print-ready files designed to the correct size, prepared to these requirements and sent for production to: [tradeshaw-stuff.com/uploadDirect](http://tradeshaw-stuff.com/uploadDirect). Before sending, proof your work. print your final file(s), double-check spelling. This is your final proof as no additional proofs will be supplied before production. Any Illustrator files received that do not comply with these print-ready requirements classify as working files and the appropriate charges will be added to your order for us to properly prepare them for printing.

## CONVERT ALL FONTS TO OUTLINES BEFORE SENDING FOR PRODUCTION

Go to "Select" Menu > Choose "All" — Go to "Type" Menu > Choose "Create Outlines"

For optimum results, design your graphic in inches at actual (100%) print size with no bleed; Color Mode: CMYK (see>image 1). Optimum resolution for placed images: 100 pixels/inch (ppi) at 100% actual print size, DO NOT STRETCH IN ILLUSTRATOR.



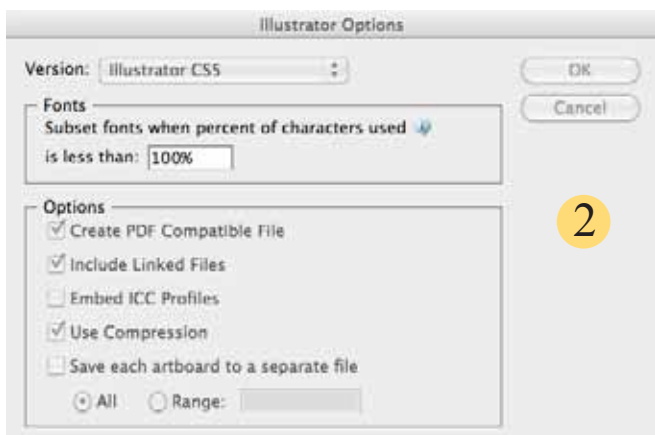
Before you send your final Illustrator AI file, follow these steps to insure it's print-ready.

**Clean up your art:** 1). Double check your document size to make certain it's setup to the proper template dimensions. 2). Delete all unnecessary layers. 3). Select & delete all "unused" objects left laying around outside the artboard. 4). Mask all artwork to the artboard. 5). Flatten Artwork into one layer. 6). Convert all fonts to outlines and 7). Delete all loose fonts (Type/Find Font...).

**Save As** (Adobe Illustrator (AI) Document) format. Check Create PDF Compatible File, Include Linked Files and Use Compression (see>image 2). **Do not submit as Illustrator EPS.** EPS file sizes are significantly larger and classify as working files (see>image 3).

**your print-ready checklist**

- proof read
- designed to proper template
- file format: .AI
- color mode: CMYK
- fonts: none Create outlines
- layers: one Flatten artwork
- image resolutions 100ppi @100%
- unused art deleted outside artboard
- PDF compatible: Yes
- linked files: Include (embed)
- use compression: Yes



**upload Direct™**  
the fastest way to get your project started.

Send your file for production to:  
**[tradeshaw-stuff.com/uploadDirect](http://tradeshaw-stuff.com/uploadDirect)**