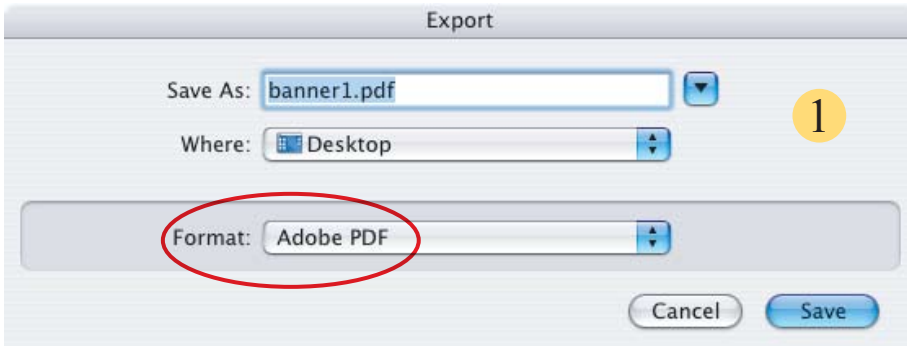




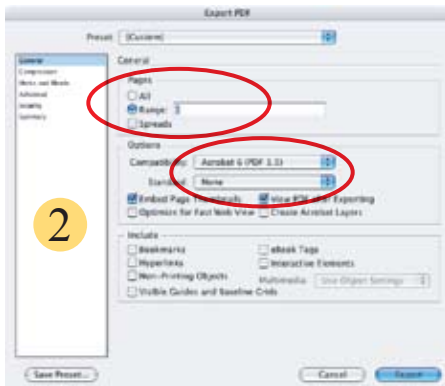
Allegro Display & Graphics print-ready file requirements for Adobe InDesign PDF: MAC or PC (MAC: InDesign CS3 PDF screen shots shown)

Important! Pricing for all InDesign designed graphics is based on our production department receiving print-ready files prepared to our InDesign PDF requirements. Before submitting to us, print your PDF file, double-check spelling, review overall page design and insure your PDF file is 100% ready for us to print. This is your final proof as no additional proofs will be supplied before production. Native InDesign application files (.indd) are not considered print-ready and appropriate charges will be added to your order for our design department to properly prepare them for printing.

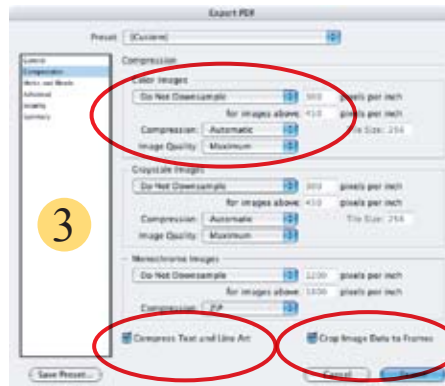
- Export InDesign CS document as PDF (File>Export>Format: Adobe PDF)
- Individually export each page as a separate print-ready PDF file (see image 2 below).



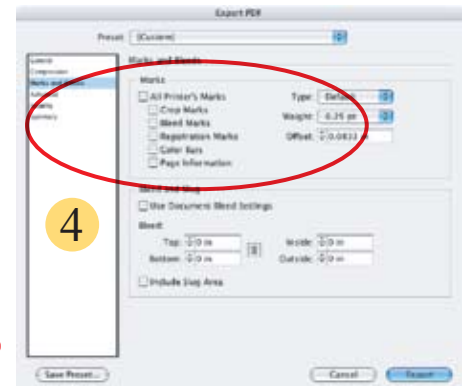
your print-ready checklist	
<input type="checkbox"/> final proofing:	Completed
<input type="checkbox"/> file format:	Adobe PDF
<input type="checkbox"/> compatibility:	Acrobat 6
<input type="checkbox"/> color:	CMYK
<input type="checkbox"/> page setup:	per template
<input type="checkbox"/> pages:	Individual files
<input type="checkbox"/> image resolutions & scaling:	100ppi @100% 200ppi @50% 400ppi @25%
<input type="checkbox"/> images:	Do Not Downsample
<input type="checkbox"/> compression:	Automatic
<input type="checkbox"/> image quality:	Maximum
<input type="checkbox"/> marks & bleeds:	None



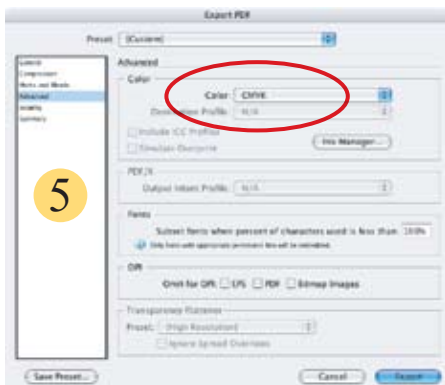
Export PDF: General settings (image 2) - Export each page individually; Compatibility: Acrobat 6.



Export PDF: Compression settings (image 3) - Do Not Downsample; Compression: Automatic; Image Quality: Maximum.



Export PDF: Marks & Bleeds (image 4) - Remove all settings.



Export PDF: Advanced settings (image 5) - Color: CMYK



Export PDF: Security settings (image 6) Add no settings here.

Please note: An InDesign PDF file properly prepared to our requirements is print-ready. **However, carefully review all files before submitting to print as PDF leaves no room for error.** Once we receive your print-ready PDF file, it cannot be edited. Therefore, if your file requires editing, your order will be placed on hold while you update the original document, export it again to Adobe PDF and resubmit.