

## Production-ready Checklist for 1 & 2 solid-color vector art

This checklist is provided to assist you in properly preparing your vector artwork to be production-ready for all 1 & 2 solid-color, custom imprinted products. **Files received that are not production-ready will incur additional charges.** If you need a graphic designer to prepare your artwork to these specifications, but don't have one, please call us at 800.969.9913 to discuss costs.

**PLEASE NOTE:** JPG, GIF, PSD, TIF, BMP, WMF and all other bitmap files are **NOT** usable file formats for 1-2 solid color imprinting. All production-ready artwork must all be submitted as **solid-color Adobe Illustrator .ai or .eps vector art** (also referred to line art) and **cannot include any** linked or embedded files bitmaps, drop shadows, screen, tints, blends, transparencies, gradients or special effects.

### Check-list for preparing your vector artwork to be production-ready

**Accepted file format:** Adobe Illustrator .ai (any version). Do NOT save in PDF format. **Alternate format:** Illustrator EPS. **Please Note:** Freehand or CorelDraw files must be saved as Adobe Illustrator .ai or .eps to be acceptable.

**File Type:** Vector art (also known as line art). Production-ready artwork must be created as (or converted to) solid color vector art and must contain NO screens, drop shadows, tints, blends, transparencies, gradients or special effects.

**Bitmaps:** Production-ready artwork can contain NO placed (linked or embedded) files. This includes, but is not limited to, the following file types: jpg, gif, wmf, bmp, tif, psd, eps.

**Fonts:** All fonts must be converted to outlines (paths or curves) before submitting for imprinting. All strokes, including serifs, must be a minimum of 1/8" thick at actual imprint size.

**Strokes & Outlines:** All lines, strokes and shapes must be a minimum of 1/8" (.125") at 100% actual imprint size.






















**Color:** Production-ready artwork should be colored using the PMS numbers selected from the stock imprint color chart below.

**Sizing:** Production-ready artwork should be sized to 100% of the desired print size for the particular product being ordered. See Maximum Imprint Area chart below.

### MAXIMUM IMPRINT AREAS:

	6'	8'
3-sided	15" h x 42"w	15"h x 50"w
4-sided	15" h x 42"w	15"h x 50"w
Convertible	15" h x 42"w	15"h x 50"w
Fitted	15" h x 42"w	15"h x 50"w
	30" x 80"	60" x 80"
Table Runners	15"h x 24"w	15"h x 42"w

## STOCK IMPRINT COLOR CHART:

Our stock imprint color										
will be similar to:	White	Black	PMS 1235	PMS 187	PMS 287	PMS 2767	PMS 423	PMS 349	PMS 504	PMS 2607
Our stock imprint color										
will be similar to:	PMS 3435	PMS 1955	PMS 439	PMS 7474	PMS 659	PMS 115	PMS 1665	PMS 146	PMS 1895	
Our stock imprint color			<b>PLEASE NOTE:</b> The digital color swatches used on this color chart are NOT intended as a color accurate proof. NO guarantee is made that the colors on this page, whether printed or viewed on screen, will match your final imprinted colors. <b>Any PMS numbers listed are considered the closest reasonable color to actual colors</b> but are not intended to be an exact match. Consult a current PANTONE /solid coated FORMULA GUIDE. They are used for reference only.							
will be similar to:	PMS 877	PMS 871								

