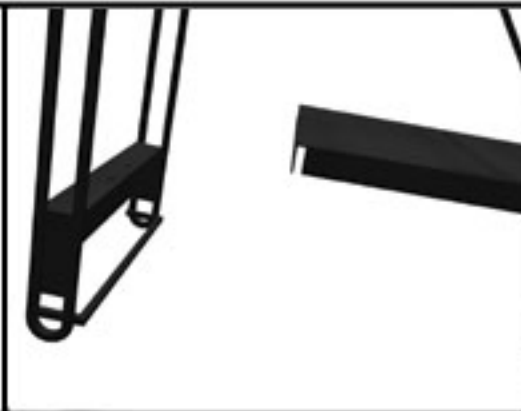


# User Instructions

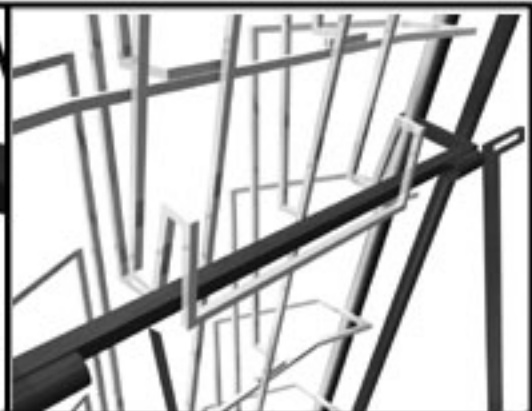
## 10 Up



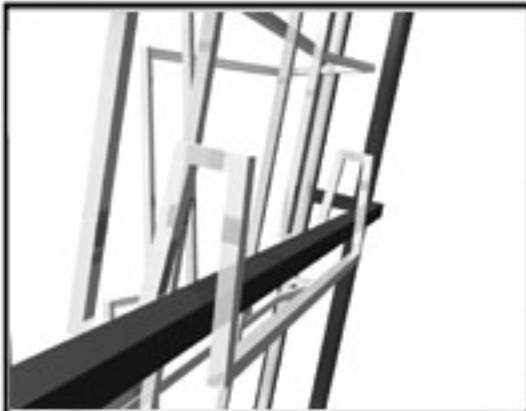
Remove the system from the bag.




Place the metal plate on the bar at the bottom of the base of the unit. Make sure that it fits in the groove.



Place the top hook of the literature stringer over the top rail.



Place the bottom hook of the literature stringer over the bottom rail.



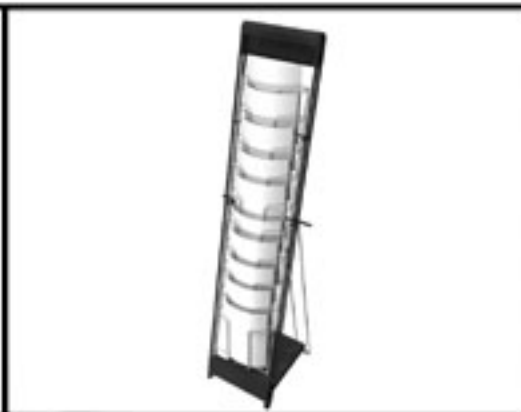
Insert the metal poles of the literature stringer into the holes in the foot.



If done correctly there should be a slight backwards slope to the system.

### Product Details

Bag: Black with red arm strap  
Color: black and silver  
Weight of Unit: 12.1 lbs  
Footprint of Unit: 11"W x 13.5"D  
Height of Display: 53"  
Pocket Size: 1.5"D x 9"W x 7.5"T  
Shipping Size: 56" x 12" x 6"  
Shipping Weight: 16 lbs



**Reverse the procedure to disassemble.**

Your system is now ready to be used.