

# User Instructions

## Illusion




Remove the system from the bag.



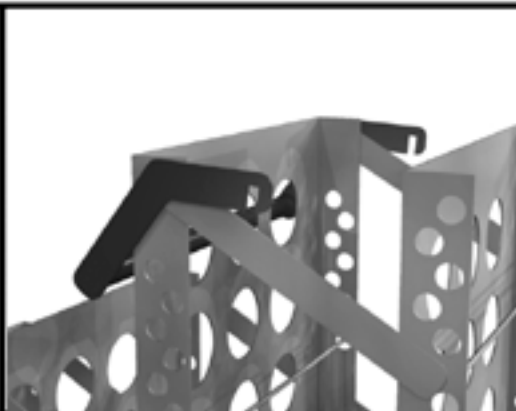
Locate the feet on the back of the unit. Fold the feet out.



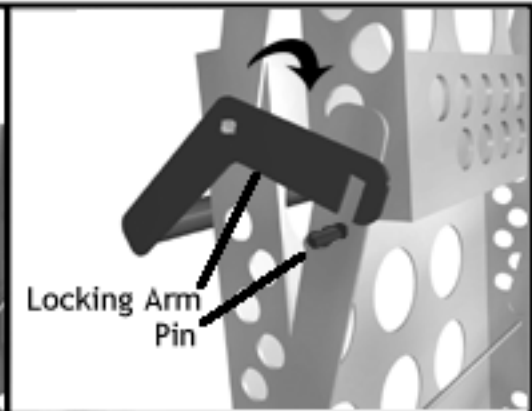
Disengage the locking arm/handle by pushing the handle towards the back of the system.



Pull the front pocket of the unit forward and up.



Rotate the locking arm so that it clears the structure.



Continue to pull the unit up until the locking arm fit over the pin on the side of the unit.

### Product Details

Bag: Black  
Color: black or silver  
Profile of Base: 14"D x 12"W  
Height of Display: 60"  
Pocket Size: 1"D x 9.5"W x 12"T  
Shipping Size: 20" x 11" x 9"  
Shipping Weight: 19 lbs



**Reverse the procedure to disassemble.**

Your system is now ready to be used.