






# Fabric Care

## Dye-sublimation printed Table Coverings

[Click Here](#) for fabric care instructions on Signature/Classic/Applique imprinted table coverings.

	Dye-sublimated table coverings can be dry cleaned.
	Wrinkles can be removed from the fabric with a cool iron or fabric steamer.
	Dye-sublimated table coverings can be washed (low mechanical action is required).
	Tumble Dry LOW HEAT.
	Do not use bleaching agents in the wash. Care should be taken that bleach does not touch the fabric or damage will be permanent.

### Handling Tips

1. Wrinkles can be removed from the fabric with a cool iron or fabric steamer.
3. Table coverings should not be stored when damp.

### Stain Treatment

1. Try removing the stains with water alone. Some cleaning products can leave residue or help set-in the stain.
2. Treat the stain from the backside when possible.
3. Remove as much of the dry stain material as possible using a soft bristled brush and be sure not to rub too hard.
4. Use a clean, lint-free white cloth and lightly pat the stain from the outside moving in to keep the stain from spreading.
5. If a cleaning solution is used, rinse the area with water to ensure no solution is left on the fabric.
6. Most stains can be treated with a household fabric stain remover. It is important to test how the solution will react to fabric. Most household cleaners will provide suggested treatments depending on the type of stain.

### Washing or Dry Cleaning

1. Your dye-sublimated table covering can be washed or dry cleaned. Be sure to use mild soap, cool water and cool heat.
2. Fabric must be completely dry prior to storing.

