

All Showstopper Tents Feature:

- Push button metal levers for adjusting pole height
- ABS filled nylon joints and plastic coated metal adjustment buttons
- Manual crank-up canopy top with 4" hook & loop attachments
- Fire-retardant, weather-resistant canopies
- All tents include ground stake kit
- All tent hardware include warranty

Canopy Imprint Options



Unimprinted
Canopy Colors Vary by Model
(see chart below)












Full-Color Thermal Imprint
Canopy Colors Vary by Model
(see chart below)



Full-Bleed Dye Sublimation
Available on all canopies
(except vented canopies)

EVENT TENT COMPARISON CHART

	Standard 10'	Deluxe 6'	Deluxe 8'	Deluxe 10'	Premium 10'	Premium 15'	Premium 20'	Ultimate 10'	Archway
Frame Warranty	1 Year	2 Years	2 Years	2 Years	5 Years	5 Years	5 Years	10 Years	3 Years
Frame Construction	Steel 1.125" Legs  Powder Coated Metal Plastic Push Button for Height Adjustments ABS Nylon Joints	Steel 1.25" Legs  Powder Coated Metal Lever for Height Adjustments ABS Glass-Filled Nylon Joints	Steel 1.25" Legs  Powder Coated Metal Lever for Height Adjustments ABS Glass-Filled Nylon Joints	Steel 1.25" Legs  Powder Coated Metal Lever for Height Adjustments ABS Glass-Filled Nylon Joints	Aluminum 1.75" Hexagon Legs .8mm Anodized Aluminum  Anodized Aluminum Lever for Height Adjustments ABS Glass-Filled Nylon Joints	Aluminum 1.75" Hexagon Legs .8mm Anodized Aluminum  Anodized Aluminum Lever for Height Adjustments ABS Glass-Filled Nylon Joints	Aluminum 1.75" Hexagon Legs .8mm Anodized Aluminum  Anodized Aluminum Lever for Height Adjustments ABS Glass-Filled Nylon Joints	Aluminum 1.75" Hexagon Legs 1.8mm Anodized Aluminum  Powder Coated Metal Pull Ring for Height Adjustments ABS Glass-Filled Nylon Joints	Aluminum 1.5" Round Legs  Aluminum Tubing with push button assembly Steel Feet
Total Size	118.5"W x 125.75"- 138.25"H x 118.5"D	72"W x 109"- 121.5"H x 72"D	96"W x 117.5"- 130"H x 96"D	118.5"W x 125.75"- 138.25"H x 118.5"D	120"W x 124.5"- 137"H x 120"D	120"W x 147"H x 120"D	120"W x 147"H x 120"D	180"W x 123"- 132"H x 120"D	120"W x 147"H x 120"D
Head Clearance	70.5"-83"	69.375"-81.875"	69.375"-81.875"	70"-82.5"	69.75"-82.25"	86"	86"	69"-81"	86"
Frame Weight	36 lbs.	38.5 lbs.	44.5 lbs.	48 lbs.	36.5 lbs.	34.6 lbs.	34.6 lbs.	63 lbs.	34.6 lbs.
Canopy Color Options	<input type="checkbox"/> White <input type="checkbox"/> Black <input type="checkbox"/> Red <input type="checkbox"/> Orange <input type="checkbox"/> Yellow <input type="checkbox"/> Green <input type="checkbox"/> Royal Blue <input type="checkbox"/> Navy Blue	<input type="checkbox"/> White <input type="checkbox"/> Black <input type="checkbox"/> Red <input type="checkbox"/> Royal Blue	<input type="checkbox"/> White <input type="checkbox"/> Black <input type="checkbox"/> Red <input type="checkbox"/> Royal Blue	<input type="checkbox"/> White <input type="checkbox"/> Black <input type="checkbox"/> Red <input type="checkbox"/> Orange <input type="checkbox"/> Yellow <input type="checkbox"/> Green <input type="checkbox"/> Royal Blue <input type="checkbox"/> Navy Blue	<input type="checkbox"/> White <input type="checkbox"/> Black <input type="checkbox"/> Red <input type="checkbox"/> Orange <input type="checkbox"/> Yellow <input type="checkbox"/> Green <input type="checkbox"/> Royal Blue <input type="checkbox"/> Navy Blue	<input type="checkbox"/> White	<input type="checkbox"/> White	<input type="checkbox"/> White <input type="checkbox"/> Black <input type="checkbox"/> Red <input type="checkbox"/> Orange <input type="checkbox"/> Yellow <input type="checkbox"/> Green <input type="checkbox"/> Royal Blue <input type="checkbox"/> Navy Blue	<input type="checkbox"/> White
Printing Options	Full-Color Thermal up to 8 locations Full Bleed Dye Sub	Full-Color Thermal up to 8 locations Full Bleed Dye Sub	Full-Color Thermal up to 8 locations Full Bleed Dye Sub	Full-Color Thermal up to 8 locations †Full Bleed Dye Sub	Full-Color Thermal up to 8 locations †Full Bleed Dye Sub	Full-Color Thermal up to 8 locations †Full Bleed Dye Sub	Full-Color Thermal up to 8 locations †Full Bleed Dye Sub	Full-Color Thermal up to 12 locations Full Bleed Dye Sub	Full-Color Thermal up to 4 locations
Wind Test Assessment	All of our tents are rated to withstand winds up to 25 mph. We Recommend that ground stakes with rope or water ballasts be used.								
Additional Notes	Wind rating conducted in a controlled environment. Outdoor products should be taken down if the likelihood of bad weather is possible. Wind gusts and heavy rain could reduce the wind resistance of these products. Warranty is void if tent stakes are not used. Tent walls are available for most tents and available to be custom printed. † not available on vented canopies *not available on vented canopies								

Quick and Easy Set Up!



1 Sets up in minutes with easy two person assembly



2 Adjust your tent height with the push of a button



3 Easy crank-up canopy allows for a perfect canopy fit