
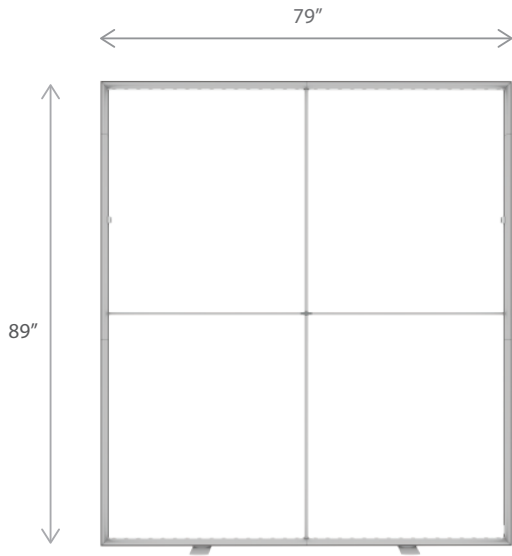


# ã glō 79x89

SEG LIGHTBOX DISPLAY

# Nice



## PRODUCT DESCRIPTION

Our ã glō smart light box displays feature swift tool-free installation, durable light-weight frames, embedded LEDs, and exclusive One Planet recycled fabrics with impressive vivid graphics, all conveniently organized in a heavy-duty shipping case. **Nice** backlit display is 79 inches of brilliance, perfectly sized to create high-impact 20ft booths in just three panels.

Mix-and-match with other ã glō panels, or combine with our I.con or Impact!Pro displays, to create unique branded environments. TV mounts and counters complete an enhanced experience to really make your brand stand out.

## KEY FEATURES

- Easy tool free assembly
- Lightweight portable construction
- Magnetic power links
- LED lights encapsulated in frame
- Heavy duty shipping case, molded foam inserts
- Single- or double-sided
- Vibrant graphics on recycled fabric

## DISPLAY CONSTRUCTION

Aluminum frame with aluminum support poles

## DIMENSIONS

|                |                              |
|----------------|------------------------------|
| Assembled Unit | 79"w x 89"h x 4"d            |
| Packed Case    | 46.5"w x 15"h x 12"d, 58 lbs |
| Shipping Box   | 47"w x 16"h x 13"d, 60 lbs   |
| Graphic Size   | 79"w x 89"h                  |

## GRAPHIC MATERIAL

|  |                               |
|--|-------------------------------|
| Graphic Print :<br>Dye sublimated on One Planet, 100% recycled, backlit fabric | Bottles recycled<br><b>51</b> |
| Blocker :<br>One Planet light block recycled fabric                            | Bottles recycled<br><b>20</b> |

## LED LIGHT SPECIFICATIONS

|                       |              |
|-----------------------|--------------|
| Power Requirements    | 128 W        |
| CCT (Color Temp)      | 6000 K       |
| Voltage Input         | 110 / 220V   |
| Voltage Output        | 24V 11A 264W |
| Transformers Included | 1            |

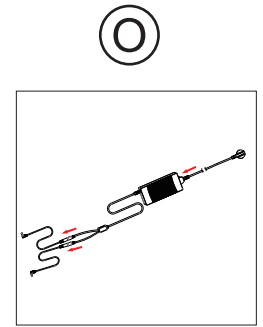
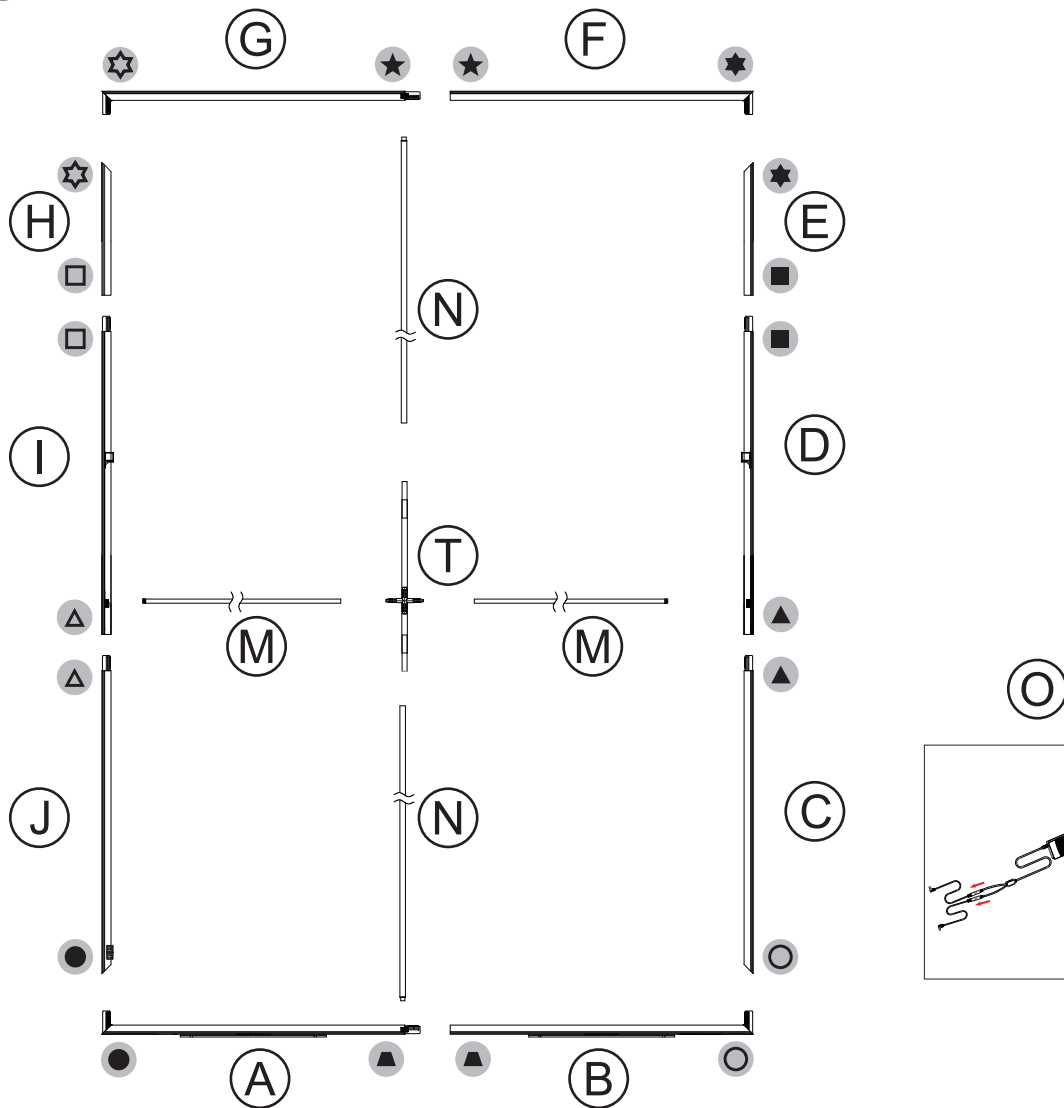

## GRAPHIC FINISHING

Silicone sewn edges

## WARRANTY

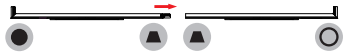
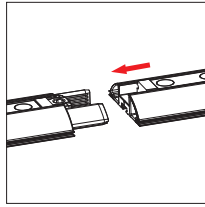
Limited Warranty Periods

- Frame : Lifetime
- Lights : 90 days
- Graphics : 30 days

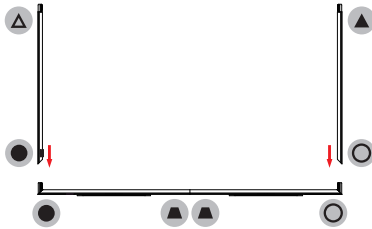
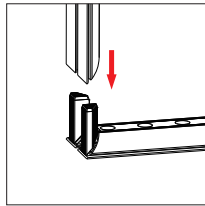


Assemble parts on the floor and stand-up unit when completed.

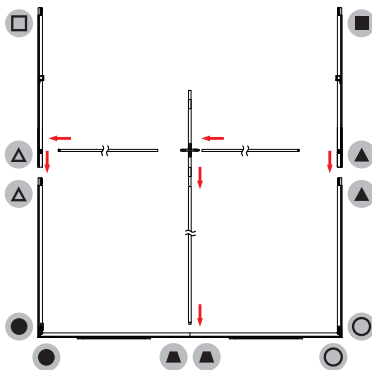
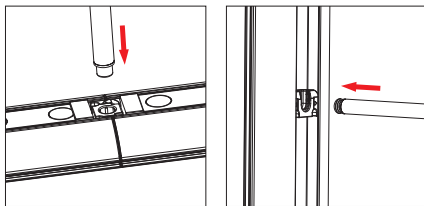
1



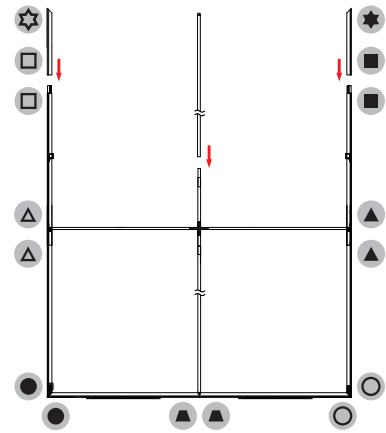
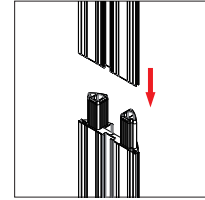
2



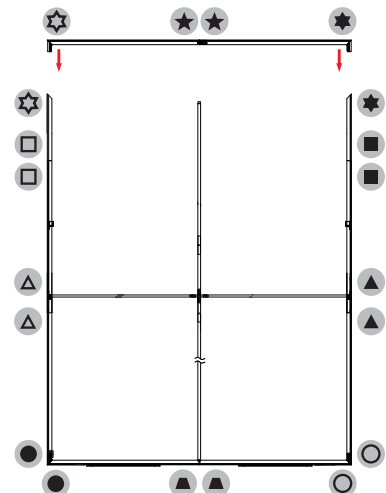
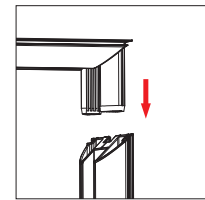
3



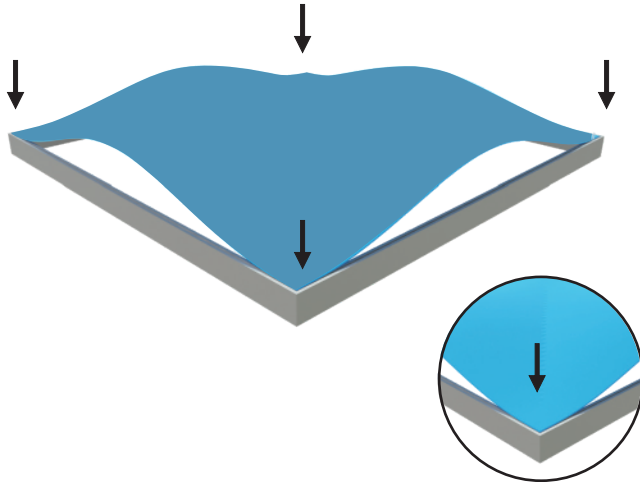
4





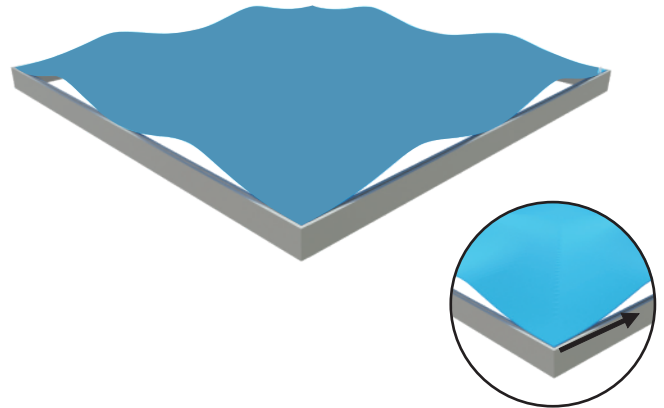
5



6 Push the silicone bead into each corner of the frame with your thumb.



Push the silicone bead into the middle of the run and work your way around the perimeter of the frame until all beading is pushed in properly



**To Remove Graphic**  
Use the pull tab located on the graphic and gently pull the graphic from the frame, going around the perimeter

7

